

Scaled data based on original data using  
LM-79-08 Approved Method: Electrical and Photometric Measurements of Solid-  
State Lighting Products

Test Report Prepared for  
Cooper Lighting Solutions  
(formerly Eaton)

Brand: INVUE

Report Number: P675524

Luminaire Tested: **CCW-SA-1D-727-U-SL3**

Issue Date: 04/25/2023



**Test Information**

Test Method: LM-79-08  
Report Number: P675524  
Test Lab: INNOVATION CENTER(G1)  
Issue Date: 04/25/2023  
Manufacturer: COOPER LIGHTING SOLUTIONS (FORMERLY EATON)  
Product Line: INVUE  
Catalog Number: CCW-SA-1D-727-U-SL3  
Description: INVUE CLEAR CURVE Wall Pack MOUNT LIGHT SQUARE LUMINAIRE @800mA w/  
SL3 distribution lens  
Light Source: (16) 2700K CCT, 70 CRI LEDs  
Ballast/Driver: ELECTRONIC DRIVER

**Summary**

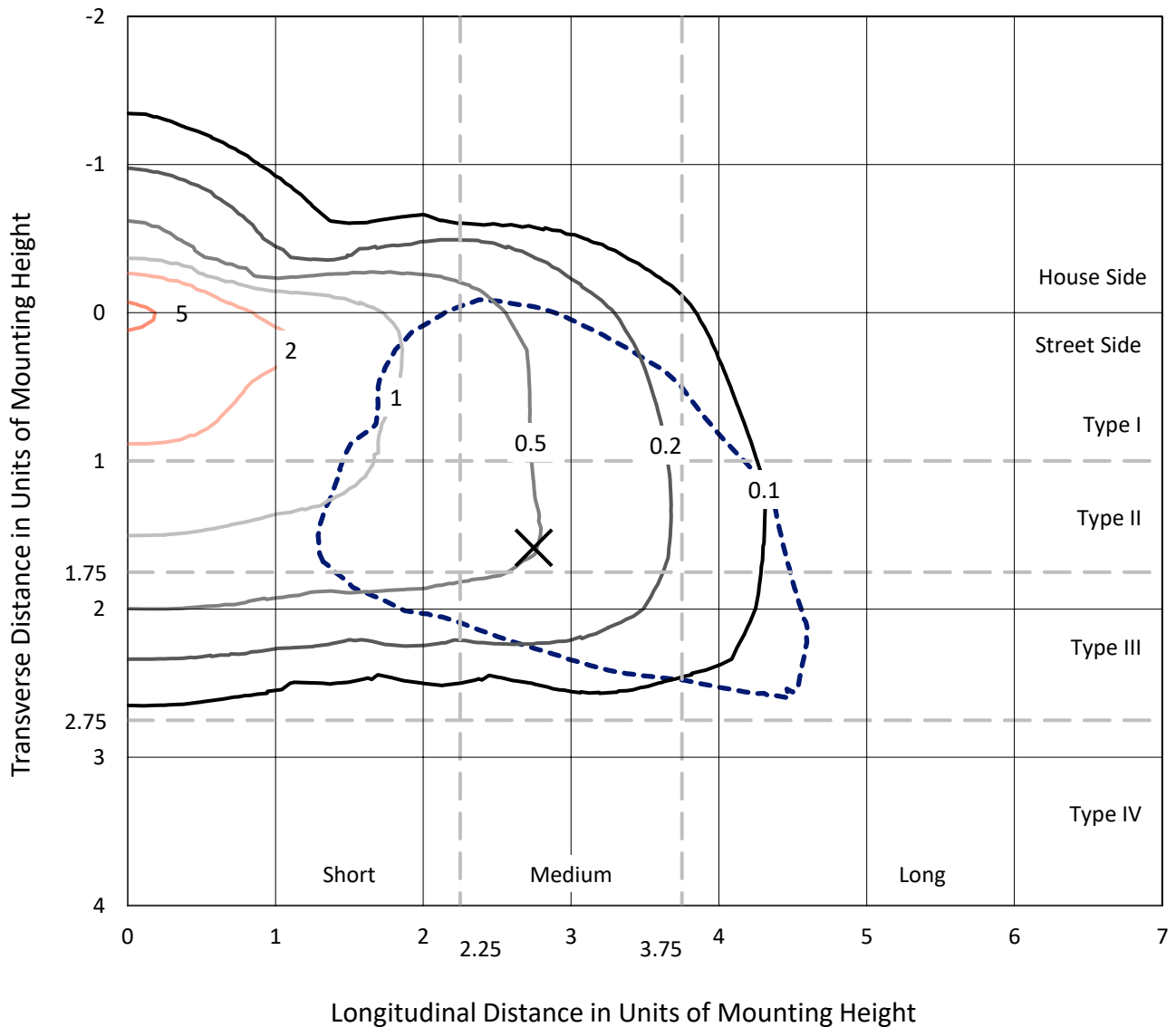
Lumens per Lamp: N/A  
Luminaire Lumens: 4611.4 lumens  
Efficiency: N/A  
Efficacy: 104.8 lumens/watt  
Luminous Opening: Rectangular (W 1' x L: 0.5' x H: 0')  
IES Classification: Type III - Medium  
BUG Rating: B1 - U0 - G2

Input Watts (W): 44  
Input Voltage (V): 120  
Input Current (Ain): NR  
Voltage Rise (V): NR  
Power Factor: NR  
Total Harmonic Distortion (THDi): NR  
Frequency (hertz): 60  
Stabilization Time: NR  
Operation Time: NR  
Ambient Temperature (°C): NR  
Test Distance: 25 FT

REPORT NUMBER: P675524  
 CATALOG NUMBER: CCW-SA-1D-727-U-SL3

### Iso-Footcandle Lines of Horizontal Illumination

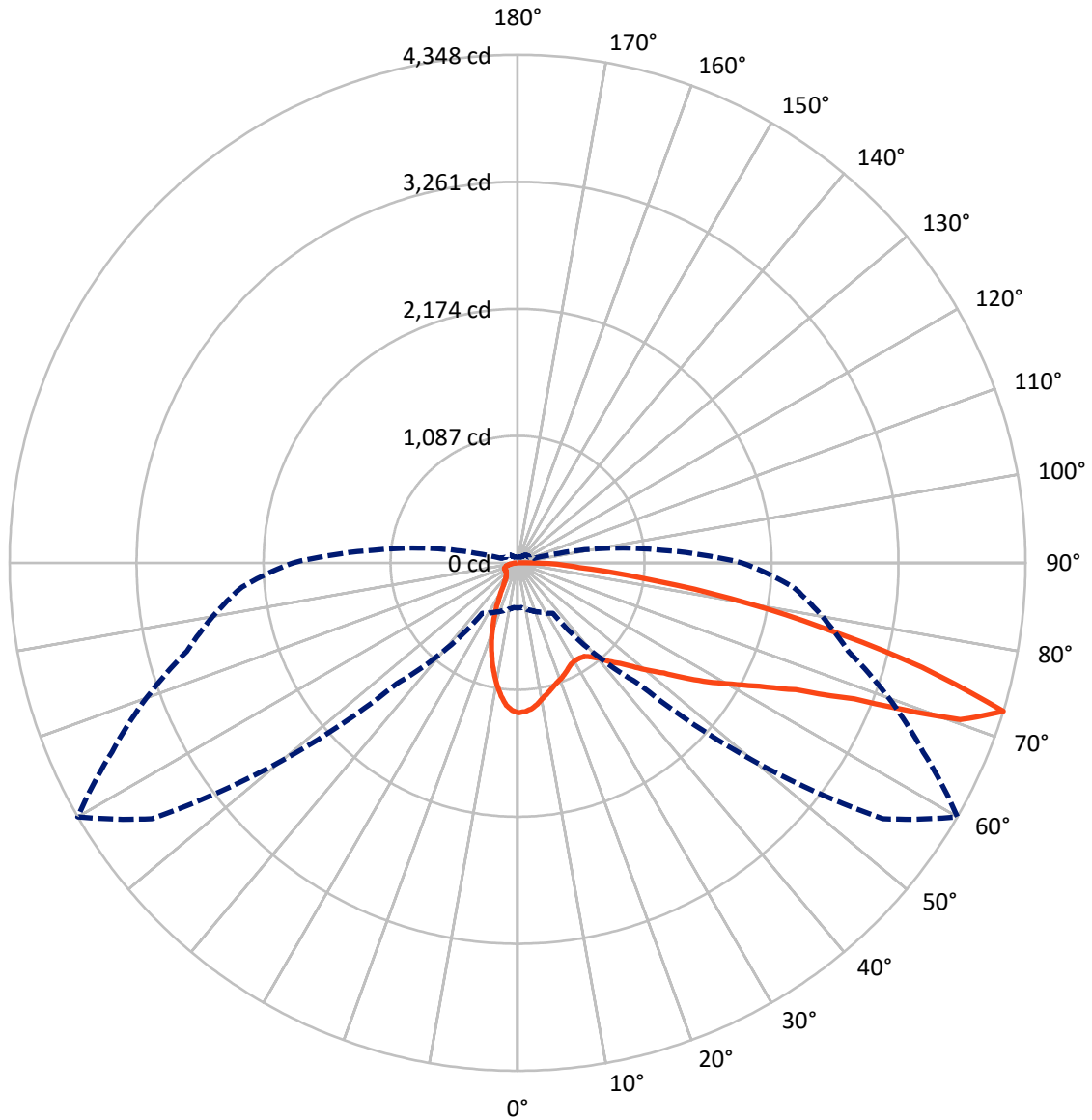
× Max cd  
 - - - 1/2 Max cd



Based on 15 foot mounting height. Maximum calculated value = 5.7 fc  
 Type III - Medium - N/A

REPORT NUMBER: P675524  
CATALOG NUMBER: CCW-SA-1D-727-U-SL3

### Luminous Intensity Polar Plot



— Vertical Plane Through 60-Deg Lateral    - - - Horizontal Cone Through 72.5-Deg Vertical

REPORT NUMBER: P675524  
 CATALOG NUMBER: CCW-SA-1D-727-U-SL3

**FLUX DISTRIBUTION:**

		Downward	Upward	Total
<b>House Side</b>	Lumens	792.1	0.0	792.1
	% Fixture	17.2	0.0	17.2
<b>Street Side</b>	Lumens	3819.3	0.0	3819.3
	% Fixture	82.8	0.0	82.8
<b>Total</b>	Lumens	4611.4	0.0	4611.4
	% Fixture	100.0	0.0	100.0

**Coefficient of Utilization**

**ZONAL LUMENS:**

Zone	Lumens	% Fixture
0°-10°	111.3	2.4
10°-20°	252.4	5.5
20°-30°	323.0	7.0
30°-40°	413.2	9.0
40°-50°	566.7	12.3
50°-60°	819.7	17.8
60°-70°	1124.5	24.4
70°-80°	843.8	18.3
80°-90°	156.8	3.4
90°-100°	0.0	0.0
100°-110°	0.0	0.0
110°-120°	0.0	0.0
120°-130°	0.0	0.0
130°-140°	0.0	0.0
140°-150°	0.0	0.0
150°-160°	0.0	0.0
160°-170°	0.0	0.0
170°-180°	0.0	0.0
0°-90°	4611.4	100.0
0°-180°	4611.4	100.0

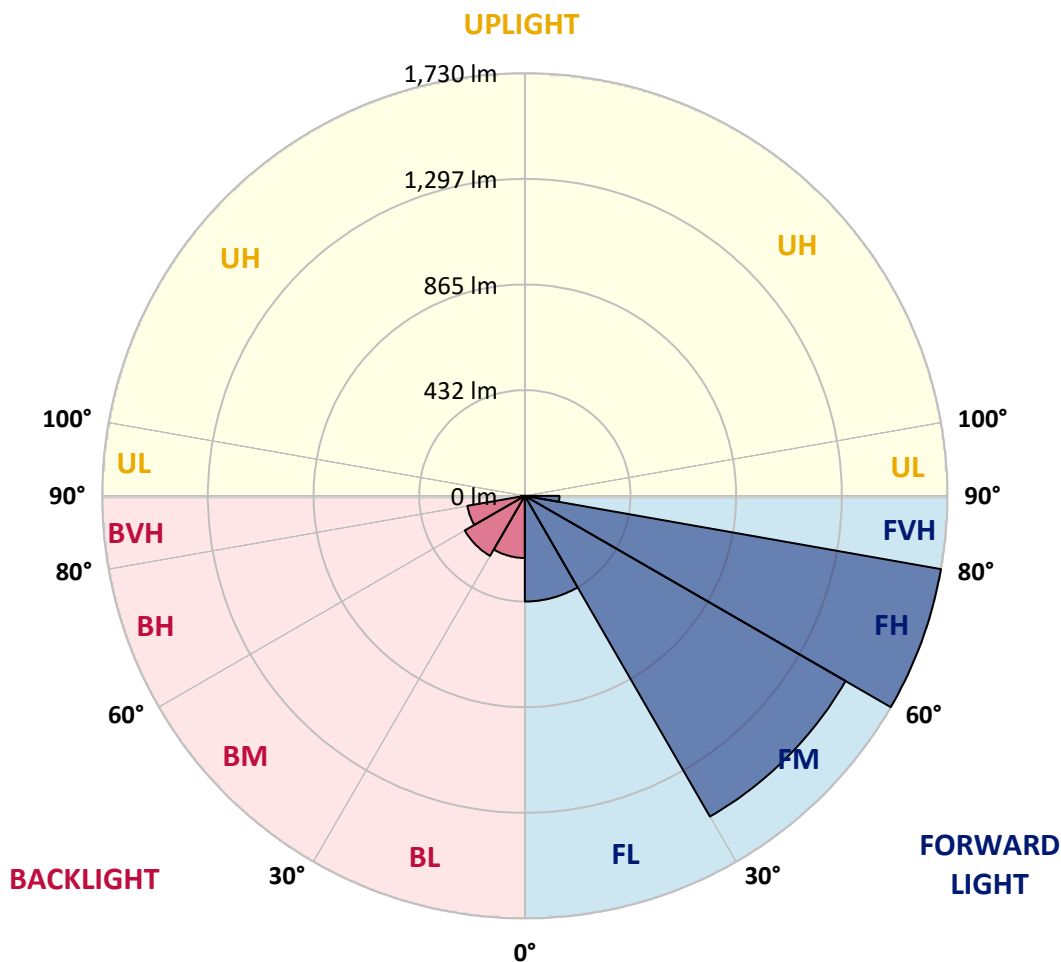


REPORT NUMBER: P675524  
 CATALOG NUMBER: CCW-SA-1D-727-U-SL3

**LUMINAIRE CLASSIFICATION SYSTEM LUMEN TABLE AND BUG RATING:**

Zone	Lumens	% Fixture	Zone Rating/Lumen Limit		
			B	U	G
FL (0°-30°)	432.4	9.4			
FM (30°-60°)	1515.7	32.9			
FH (60°-80°)	1729.6	37.5			G1/1800
FVH (80°-90°)	141.6	3.1			G2/225
BL (0°-30°)	254.3	5.5	B1/500		
BM (30°-60°)	283.9	6.2	B1/1000		
BH (60°-80°)	238.7	5.2	B1/500		G1/500
BVH (80°-90°)	15.3	0.3			G1/100
UL (90°-100°)	0.0	0.0		U0/0	
UH (100°-180°)	0.0	0.0		U0/0	

**BUG Rating: B1-U0-G2**  
 Type III Medium





REPORT NUMBER: P675524

CATALOG NUMBER: CCW-SA-1D-727-U-SL3

**CANDELA DISTRIBUTION (FULL):**

	0°	5°	15°	25°	35°	45°	55°	60°	65°	75°	85°
0°	1284.1	1284.1	1284.1	1284.1	1284.1	1284.1	1284.1	1284.1	1284.1	1284.1	1284.1
2.5°	1256.6	1268.6	1272.0	1272.0	1282.3	1270.3	1287.5	1273.8	1277.2	1282.3	1278.9
5°	1196.5	1217.1	1205.1	1227.4	1218.8	1234.3	1254.9	1254.9	1249.7	1260.0	1251.4
7.5°	1138.1	1131.3	1151.9	1151.9	1165.6	1186.2	1203.4	1220.5	1222.3	1225.7	1224.0
10°	1059.2	1067.8	1078.1	1091.8	1109.0	1129.6	1165.6	1179.3	1182.8	1203.4	1198.2
12.5°	993.9	1006.0	1012.8	1040.3	1055.7	1084.9	1126.1	1145.0	1146.7	1175.9	1175.9
15°	945.9	952.7	968.2	978.5	1012.8	1054.0	1093.5	1110.7	1129.6	1160.5	1151.9
17.5°	913.3	921.8	928.7	942.4	975.1	1009.4	1071.2	1081.5	1103.8	1148.4	1138.1
20°	894.4	896.1	906.4	915.0	944.2	976.8	1031.7	1059.2	1088.4	1127.8	1117.5
22.5°	897.8	890.9	889.2	901.2	906.4	937.3	1004.2	1033.4	1074.6	1121.0	1103.8
25°	904.7	906.4	903.0	892.7	894.4	921.8	966.5	1004.2	1050.6	1119.3	1084.9
27.5°	921.8	930.4	916.7	906.4	896.1	906.4	952.7	980.2	1031.7	1127.8	1083.2
30°	939.0	947.6	944.2	928.7	908.1	904.7	937.3	971.6	1021.4	1134.7	1083.2
32.5°	964.8	976.8	964.8	969.9	945.9	930.4	942.4	973.3	1031.7	1158.7	1084.9
35°	993.9	1004.2	1007.7	995.7	990.5	961.3	968.2	983.6	1042.0	1186.2	1102.1
37.5°	1026.6	1038.6	1048.9	1050.6	1033.4	1016.3	1012.8	1021.4	1067.8	1234.3	1121.0
40°	1048.9	1055.7	1076.3	1093.5	1098.7	1074.6	1072.9	1072.9	1114.1	1277.2	1155.3
42.5°	1086.6	1083.2	1112.4	1143.3	1151.9	1138.1	1141.6	1155.3	1179.3	1339.0	1210.2
45°	1105.5	1102.1	1136.4	1187.9	1227.4	1220.5	1224.0	1229.1	1251.4	1436.8	1302.9
47.5°	1131.3	1134.7	1184.5	1242.9	1284.1	1308.1	1327.0	1325.3	1342.4	1536.4	1405.9
50°	1157.0	1163.9	1224.0	1285.8	1357.9	1399.1	1426.5	1445.4	1462.6	1641.1	1524.4
52.5°	1206.8	1213.7	1280.6	1347.6	1440.3	1500.4	1569.0	1567.3	1569.0	1745.8	1642.8
55°	1278.9	1280.6	1320.1	1397.4	1522.7	1632.5	1727.0	1737.3	1708.1	1876.3	1778.5
57.5°	1361.3	1368.2	1402.5	1460.9	1587.9	1759.6	1903.8	1924.4	1845.4	1982.7	1902.1
60°	1438.6	1443.7	1496.9	1563.9	1701.2	1919.2	2082.3	2106.3	2020.5	2113.2	2030.8
62.5°	1351.0	1376.8	1471.2	1624.0	1900.3	2161.3	2308.9	2324.3	2190.4	2245.4	2168.1
65°	1081.5	1098.7	1234.3	1481.5	1914.1	2600.7	2659.1	2617.9	2423.9	2415.3	2375.8
67.5°	602.5	616.3	709.0	968.2	1611.9	2765.5	3412.7	3110.6	2786.1	2671.1	2657.4
70°	475.5	478.9	491.0	544.2	894.4	2437.6	4006.7	4020.4	3378.4	3023.0	2717.5
72.5°	386.2	384.5	420.6	466.9	528.7	1462.6	3819.6	4348.3	3831.6	2930.3	2367.3
75°	295.3	300.4	346.8	413.7	484.1	688.4	2849.6	3577.5	3589.5	2731.2	1996.5
77.5°	224.9	226.6	278.1	365.6	473.8	485.8	1859.1	2666.0	2678.0	2114.9	1100.4
80°	168.2	168.2	211.1	309.0	461.8	448.0	1145.0	1848.8	1673.7	743.3	240.3
82.5°	96.1	103.0	140.8	235.2	418.9	430.9	645.5	1059.2	707.3	202.6	111.6
85°	51.5	53.2	85.8	157.9	345.0	412.0	492.7	527.0	281.5	108.1	51.5
87.5°	18.9	18.9	39.5	80.7	218.0	305.6	391.4	336.5	161.4	49.8	25.7
90°	0.0	0.0	0.0	0.0	0.0	0.0	0.0	0.0	0.0	0.0	0.0



REPORT NUMBER: P675524  
 CATALOG NUMBER: CCW-SA-1D-727-U-SL3

**CANDELA DISTRIBUTION (continued):**

	90°	95°	105°	115°	125°	135°	145°	155°	165°	175°	180°
0°	1284.1	1284.1	1284.1	1284.1	1284.1	1284.1	1284.1	1284.1	1284.1	1284.1	1284.1
2.5°	1282.3	1275.5	1270.3	1275.5	1256.6	1248.0	1258.3	1253.2	1242.9	1237.7	1234.3
5°	1256.6	1248.0	1239.4	1234.3	1213.7	1193.1	1182.8	1162.2	1145.0	1150.2	1139.9
7.5°	1229.1	1220.5	1194.8	1170.8	1129.6	1088.4	1069.5	1040.3	1030.0	1021.4	1016.3
10°	1194.8	1179.3	1139.9	1091.8	1031.7	985.4	937.3	903.0	866.9	851.5	856.6
12.5°	1151.9	1143.3	1081.5	1007.7	923.6	846.3	789.7	734.7	686.7	660.9	654.0
15°	1133.0	1107.2	1018.0	920.1	813.7	717.6	633.4	537.3	480.7	453.2	453.2
17.5°	1112.4	1064.3	957.9	824.0	702.1	578.5	460.1	372.5	327.9	312.4	312.4
20°	1079.8	1026.6	887.5	733.0	585.4	436.0	329.6	281.5	267.8	257.5	259.2
22.5°	1055.7	990.5	822.3	643.7	463.5	324.4	259.2	243.8	238.6	235.2	236.9
25°	1028.3	947.6	753.6	547.6	363.9	255.8	224.9	218.0	221.4	223.2	223.2
27.5°	1006.0	911.5	683.2	444.6	274.7	216.3	202.6	200.8	207.7	211.1	212.9
30°	990.5	878.9	614.6	350.2	219.7	192.3	185.4	185.4	194.0	197.4	199.1
32.5°	975.1	851.5	540.7	267.8	187.1	171.7	169.9	171.7	176.8	176.8	178.5
35°	980.2	825.7	470.4	216.3	168.2	157.9	157.9	157.9	159.6	161.4	161.4
37.5°	990.5	818.8	394.8	182.0	154.5	147.6	147.6	145.9	147.6	145.9	147.6
40°	1000.8	808.5	326.2	161.4	145.9	140.8	139.0	135.6	133.9	133.9	135.6
42.5°	1043.7	822.3	267.8	147.6	139.0	135.6	130.5	127.0	125.3	125.3	125.3
45°	1098.7	848.0	221.4	140.8	133.9	125.3	121.9	120.2	116.7	118.4	120.2
47.5°	1181.1	887.5	194.0	135.6	128.7	118.4	115.0	111.6	111.6	115.0	115.0
50°	1289.2	952.7	176.8	130.5	123.6	113.3	108.1	106.4	106.4	111.6	111.6
52.5°	1405.9	1028.3	169.9	128.7	118.4	108.1	103.0	101.3	101.3	108.1	108.1
55°	1522.7	1121.0	175.1	128.7	115.0	103.0	97.8	94.4	96.1	101.3	101.3
57.5°	1651.4	1220.5	200.8	128.7	111.6	101.3	94.4	89.3	91.0	92.7	92.7
60°	1792.2	1351.0	245.5	128.7	109.9	97.8	89.3	82.4	82.4	84.1	84.1
62.5°	1934.7	1479.8	309.0	130.5	111.6	96.1	82.4	75.5	73.8	75.5	75.5
65°	2121.8	1685.8	372.5	130.5	116.7	92.7	77.2	68.7	66.9	66.9	68.7
67.5°	2384.4	1833.4	288.4	125.3	120.2	92.7	72.1	63.5	60.1	60.1	60.1
70°	2245.4	1546.7	183.7	116.7	115.0	96.1	68.7	58.4	54.9	53.2	53.2
72.5°	1922.7	1237.7	147.6	109.9	106.4	94.4	65.2	54.9	49.8	48.1	48.1
75°	1541.6	976.8	128.7	99.6	92.7	79.0	60.1	49.8	46.3	42.9	42.9
77.5°	755.3	408.6	97.8	87.5	79.0	60.1	53.2	46.3	41.2	37.8	37.8
80°	188.8	142.5	72.1	68.7	58.4	46.3	42.9	39.5	36.0	32.6	32.6
82.5°	101.3	84.1	51.5	46.3	39.5	32.6	32.6	30.9	29.2	25.7	24.0
85°	51.5	49.8	34.3	30.9	25.7	20.6	22.3	22.3	20.6	15.4	15.4
87.5°	27.5	27.5	17.2	13.7	12.0	10.3	10.3	10.3	8.6	6.9	6.9
90°	0.0	0.0	0.0	0.0	0.0	0.0	0.0	0.0	0.0	0.0	0.0

(END OF REPORT)